
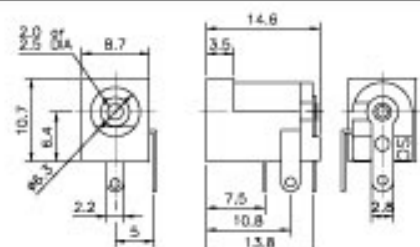
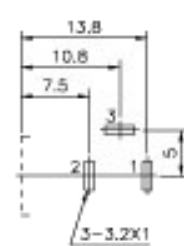
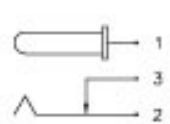

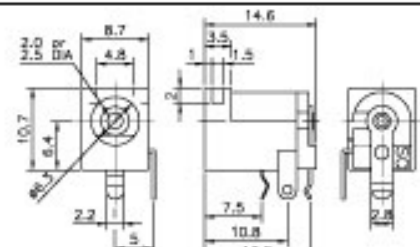
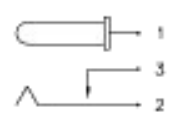


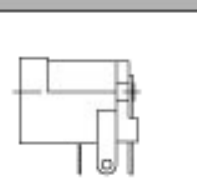
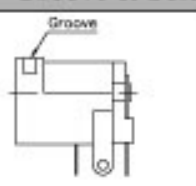
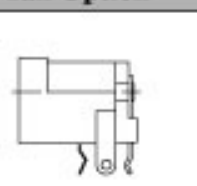

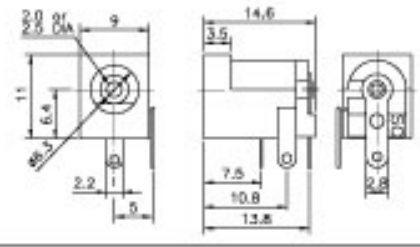
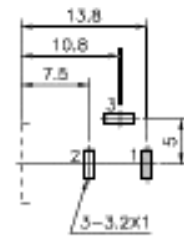
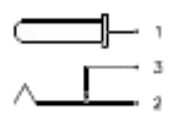

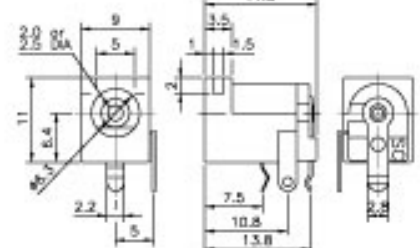
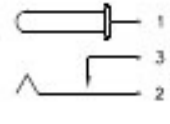


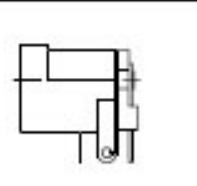
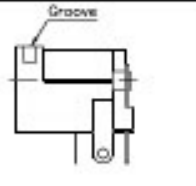
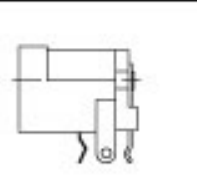


CENTER PIN: $\varnothing 2.0/2.5$	Dimension (m/m)	Pin Hole Layout (Jack Bottom View)	Schematic Code	
SCD438 SERIES				
 SCD 438 *** 011B00	SCD 438 *** 011B00 		 C : Normal Close	
 SCD 438 *** 031B00	SCD 438 *** 031B00 		 P : Normal Open	
 SCD 438 *** 013B00	Groove & Solder Tail Option			
 SCD 438 *** 013B00				
SCD 438 *** 033B00	011B00 : W/O Groove Flat Type		031B00 : With Groove Flat Type	013B00 : W/O Groove Kink Type

CENTER PIN: $\varnothing 2.0/2.5$	Dimension (m/m)	Pin Hole Layout (Jack Bottom View)	Schematic Code	
SCD441 SERIES				
 SCD 441 *** 011B00	SCD 441 *** 011B00 		 C : Normal Close	
 SCD 441 *** 031B00	SCD 441 *** 031B00 		 P : Normal Open	
 SCD 441 *** 013B00	Groove & Solder Tail Option			
 SCD 441 *** 013B00				
SCD 441 *** 033B00	011B00 : W/O Groove Flat Type		031B00 : With Groove Flat Type	013B00 : W/O Groove Kink Type