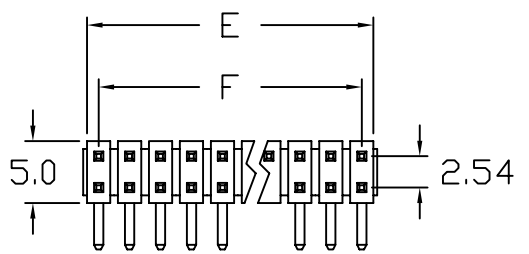
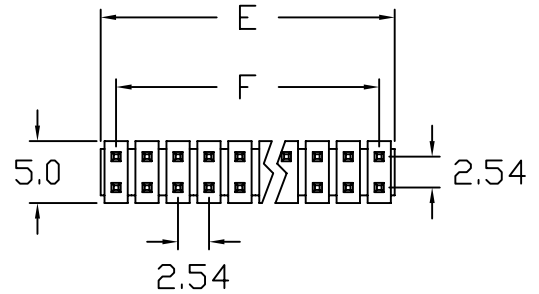


REVISION	DESCREPTION	DATE	APPD
0	SET UP	MAR/17/2003	C.Y.LIN

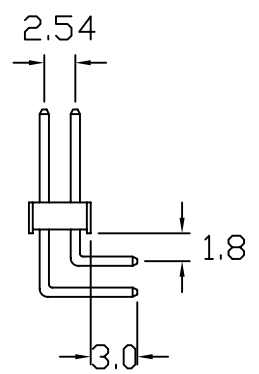
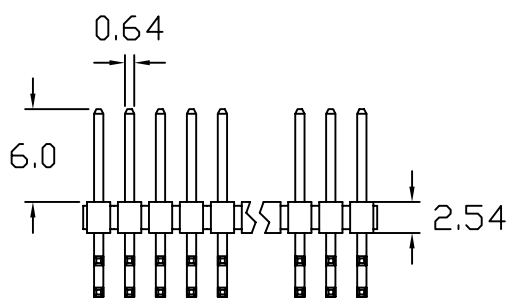
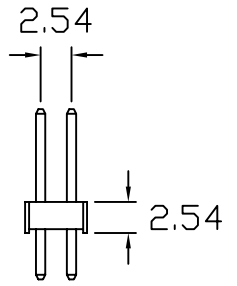
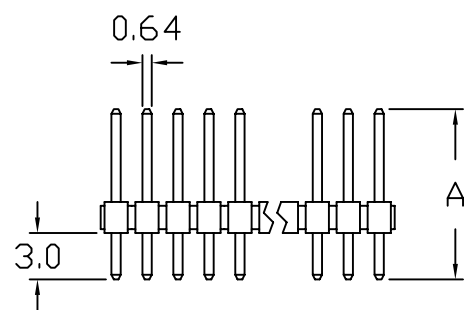
2542 - 2 x □□ S

2542 - 2 x □□ R

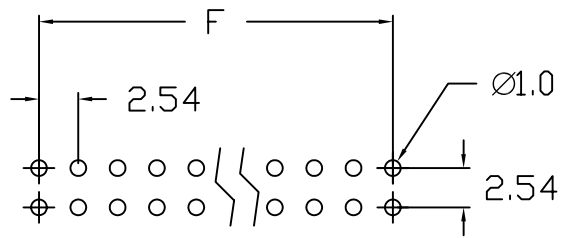
2542 - 2 x □□□ (A)



NO. OF CONTACT ————
 2 ~ 40 pos
CONTACT PLATING ————
 G=Gold plated
 T=Tin plated
TYPE ————
 S=Straight
 R=Right Angle
 M=S.M.T
PIN LENGTH ————
 * Black color only



Dimension (mm)		2 to 40 pos. avail. per row
Tolerance : ±0.15		
E	2.54 x No. of position per Row	
F	2.54 x No. of position per Row - 2.54	



P.C.Board Layout

MATERIAL & ELECTRICAL
 INSULATOR : P.B.T. +30% Glass fiber UL 94-V0
 CONTACT : Brass
 CURRENT RATING : 1 Amp
 CONTACT RESISTANCE : 20mΩ Max. at 100mA DC
 INSULATOR RESISTANCE : 500MΩ Min. at 500V DC
 TEMPERATURE : -55°C ~ +105°C



TITLE :
 2.54mm x 2.54mm CENTER UN-SHROUDED HEADER STRIP
 DUAL ROW; SINGLE STRAIGHT / RIGHT ANGLE
 PAGE: 1 OF 1
 HO CHIEN P/N. 2542 - 2 x SERIES

DR: RON CHEN	CHK: J.T.CHEN	APPD: C.Y.LIN
--------------	---------------	---------------