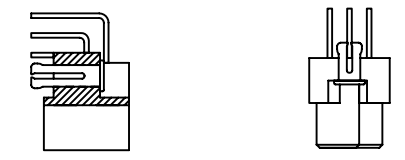
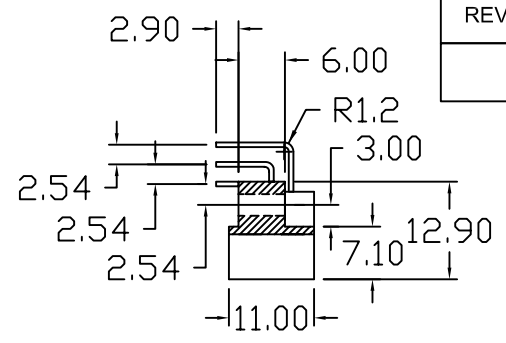
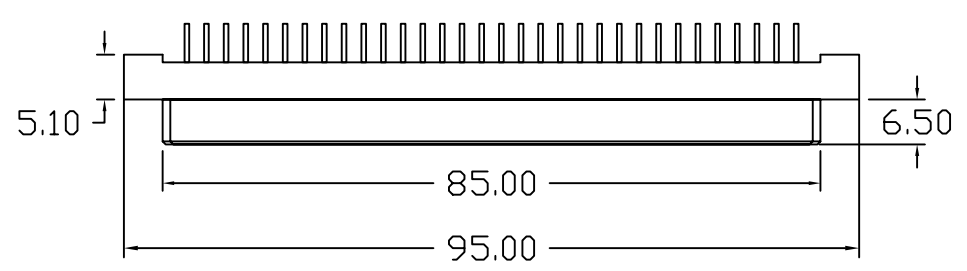
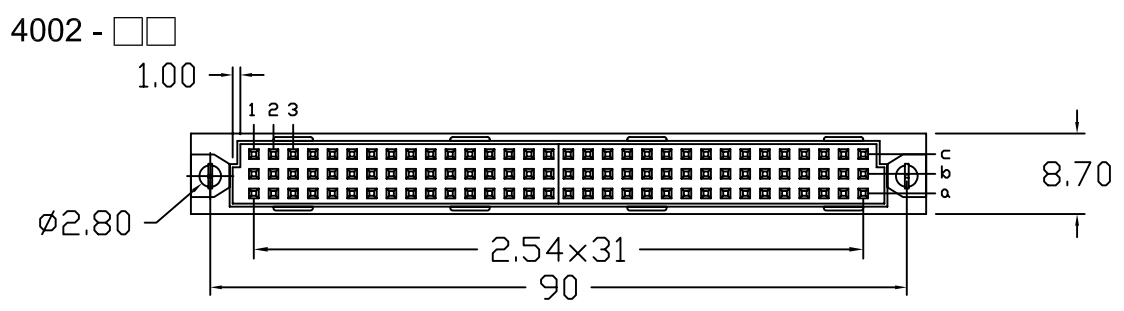
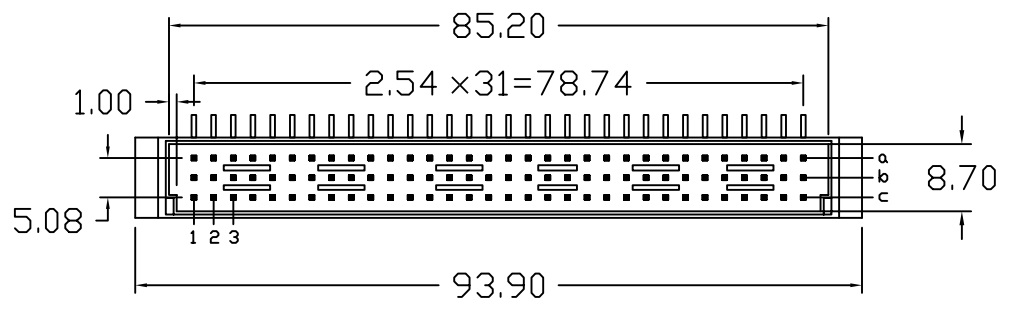
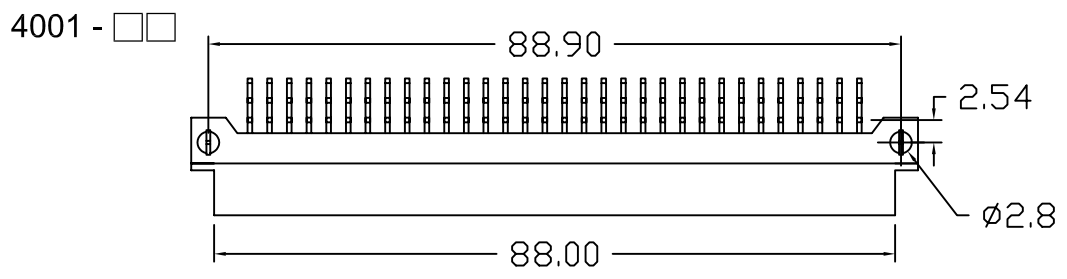


HO CHIEN P/N. 4001&4011 - □□
4002&4012 - □□



L3: With Lock (90°) L1: With Lock (180°)

	PIN ROW	POSITION	"X" LENGTH(180°)	MONTNING			
400	□ - 3	□ □ □	□ □ □	□ □ □			
1:MALE(90°) 2:FEMAL(180°)	INSULATOR	3:3 PIN ROW 2:2 PIN ROW	96:3 PIN ROW 64:2 PIN ROW	1: 4.0mm 2: 2.5mm W1: 13.0mm W2: 17.0mm			
				L1:With Lock (180°) L3:With Lock (90°)			
401	□ - 3	□ □ □	□ □ □	□ □ □			
1:MALE(90°) 2:FEMAL(180°)	INSULATOR	3:3 PIN ROW 2:2 PIN ROW	48:3 PIN ROW 32:2 PIN ROW	1: 4.0mm 2: 2.5mm W1: 13.0mm W2: 17.0mm			
				L1:With Lock (180°) L3:With Lock (90°)			
Odering Information	No. of Cts	Rows with contacts	Part Number	Odering Information	No. of Cts	Rows with contacts	Part Number
2.54mm pitch	96	a b c	3396	2.54mm pitch	96	a b c	3396
4001	64	a - c	3264	4002	64	a - c	3264
5.08mm pitch	48	a b c	3348	5.08mm pitch	48	a b c	3348
4011	32	a - c	3232	4012	32	a - c	3232

MATERIAL
 INSULATOR : PBT & 30% Glass fiber UL 94-V0)
 CONTACT : Male Brass Female Phosphor Bronze
 PLATING : Selective gold plated
 VOLTANG : AC 1000V for 1 minute
 CONTACT RESISTANCE : 30MΩ max. at DC 100mA
 INSULATOR RESISTANCE: 1000MΩ Min. at DC 500V
 CURRENT RATING : 2 AMP
 OPERATING TEMPERATURE : -55°C ~ +125°C



TITLE : DIN41612 C TYPE MALE 90°(4001,4011),
FEMALE 180°(4002,4012)

UNIT : mm
TOLERANCE : ±0.1

DR: RON CHEN	CHK: J.T.CHEN	APPD: C.Y.LIN	PAGE: 1 OF 1	HO CHIEN P/N. 4001&4011 - □□ 4002&4012 - □□
--------------	---------------	---------------	--------------	--