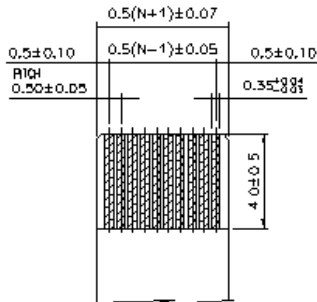
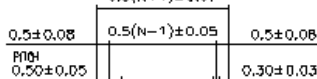


(RECOMMEND PCB LAYOUT)
SOLDER AREA

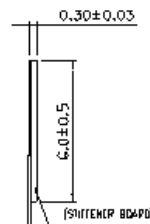
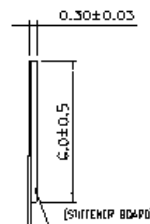


APPLICABLE FPC
RECOMMENDED DIMENSION

$0.5(N+1) \pm 0.07$



APPLICABLE FPC
RECOMMENDED DIMENSION

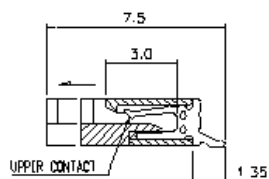
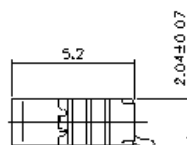
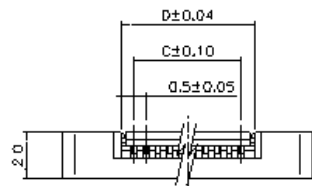
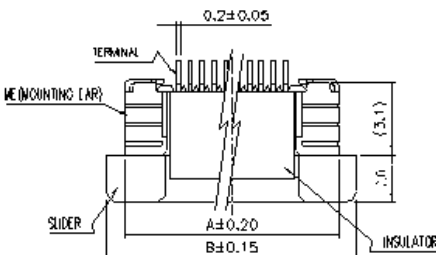


■ SPECIFICATIONS

- Voltage Rating : 50 V AC/DC
- Current Rating : 0.5A AC/DC
- Withstanding Voltage : 250V AC/minute
- Insulation Resistance : 50M Ω min
- Temperature Range : - 20(°) to + 85(°)
- Contact Resistance : 20m Ω max

■ FFC/FPC ZIF CONNECTORS (SMT Type)

- Part No. : JS-1191U
(Right Angle Top Contact Style)
- Poles : 40 - 50
- Material : Contact : Phos. Bronze, Tin Plated
Base : PPS ULS4V-0
- Q'ty : 2,000 pcs./Tape & Reel



Poles	Part No.	Dimensions (mm)				
		A	B	C	D	E
40	1191U-40	24.00	25.50	19.50	20.62	19.50
41	1191U-41	24.50	26.00	20.00	21.12	20.00
42	1191U-42	25.00	26.50	20.50	21.62	20.50
43	1191U-43	25.50	27.00	21.00	22.12	21.00
44	1191U-44	26.00	27.50	21.50	22.62	21.50
45	1191U-45	26.50	28.00	22.00	23.12	22.00
46	1191U-46	27.00	28.50	22.50	23.62	22.50
47	1191U-47	27.50	29.00	23.00	24.12	23.00
48	1191U-48	28.00	29.50	23.50	24.62	23.50
49	1191U-49	28.50	30.00	24.00	25.12	24.00
50	1191U-50	29.00	30.50	24.50	25.62	24.50

0.50mm FFC/FPC ZIF SMT type connectors - Single beam contact style

ECR 200307-004 2003/07/15

APPROVED BY	DATE	SCALE
CHECKED BY	UNIT	
DRAWN BY	VER NO	SIZE
LTR	REVISION RECORD	DATE

HO CHIEN

www.hochien.com

APPROVED BY	DATE	SCALE
CHECKED BY	UNIT	
DRAWN BY	VER NO	SIZE

TOLERANCE
.0 ±0.30
.00 ±0.20
.000 ±0.10

PART NO

1191U-XX
40 - 50 Pin