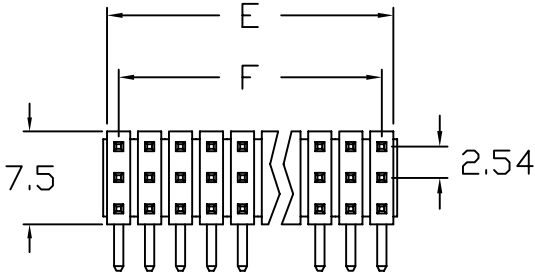
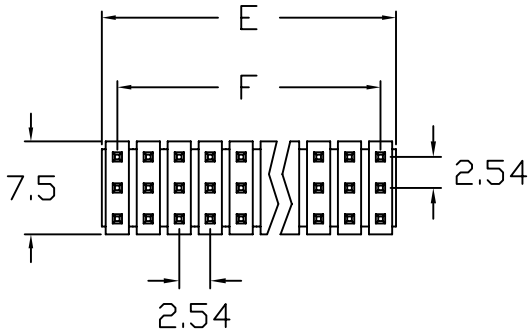


REVISION	DESCREPTION	DATE	APPD
0	SET UP	FEB/23/2004	C.Y.LIN

2582S - 3 x

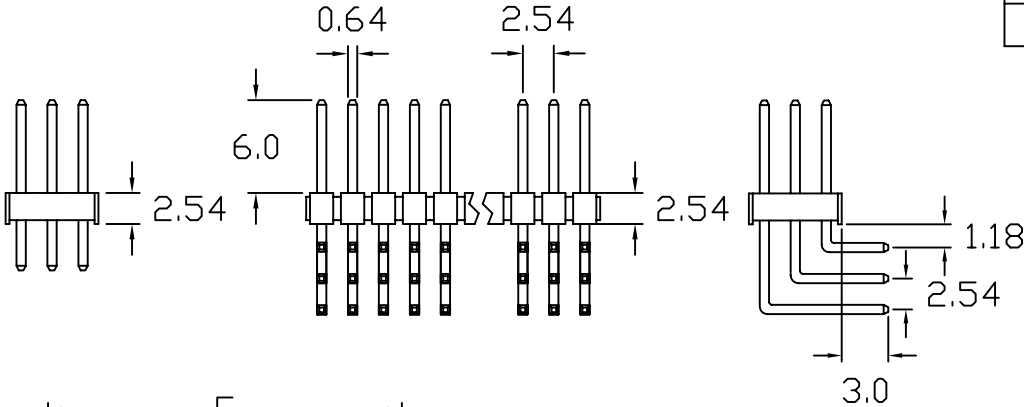
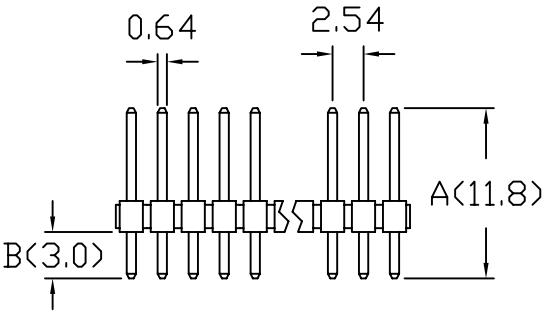
2582R - 3 x



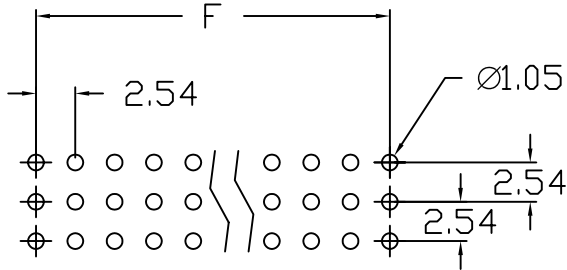
2582 □ - 3 x □ (A)

TYPE _____
 S=Straight
 R=Right Angle
NO. OF CONTACT _____
 2 ~ 40 pos
PIN LENGTH _____
 * Black color only

Dimension (mm)		2 to 40 pos. avail. per row
Tolerance : ±0.2		
E	2.54 x No. of position per Row	
F	2.54 x No. of position per Row - 2.54	



MATERIAL & ELECTRICAL
 INSULATOR : P.B.T. +30% Glass fiber UL 94-V0
 CONTACT : Brass
 PLATING : Gold flash plated over Nickel
 CURRENT RATING : 1 Amp
 CONTACT RESISTANCE : 20mΩ Max. at 100mA DC
 INSULATOR RESISTANCE : 500MΩ Min. at 500V DC
 TEMPERATURE : -55°C ~ +105°C



P.C.Board Layout



TITLE : 2.54mm CENTER UN-SHROUDED HEADER STRIP
 TRIPLE ROW; SINGLE STRAIGHT / RIGHT ANGLE

DR: RON CHEN	CHK: J.T.CHEN	APPD: C.Y.LIN	PAGE: 1 OF 1	HO CHIEN P/N. 2582 - 3 x SERIES
--------------	---------------	---------------	--------------	---------------------------------