

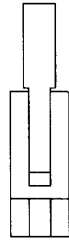
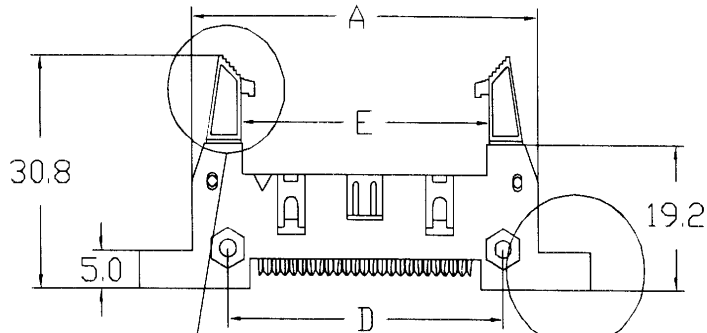
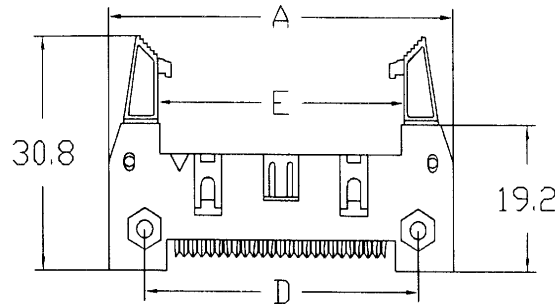
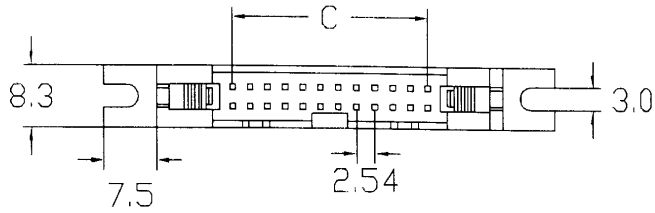
2630 SERIES

REVISION	DESCREPTION	DATE	APPD
0	SET UP	JAN/15/2001	C.Y.LIN

2630 - □□ - E

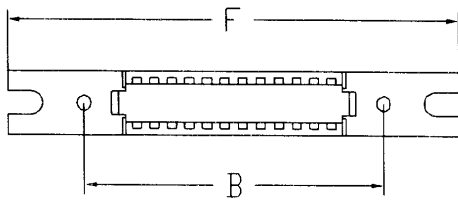
2630 - □□

2630 - □□ - □



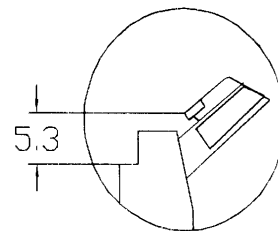
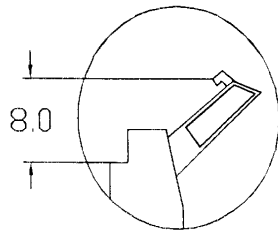
LONG LEVER

EAR



Long latch

Short latch



NO. OF CONTACT \_\_\_\_\_  
 10 ~ 64 pos  
 LEVER \_\_\_\_\_  
 Blank = Long latch  
 S = Short latch  
 EAR \_\_\_\_\_  
 Blank = W/O Ear  
 E = With Ear  
 \* Grey color only

2630 Dimension ( mm )						Tolerance : ± 0.2
Position	A	B	C	D	E	F
10	31.96	25.40	10.16	21.84	17.96	47.08
14	37.10	30.48	15.24	26.92	23.04	52.18
16	39.62	33.02	17.78	29.46	25.58	54.84
20	44.74	38.10	22.86	34.54	30.66	59.90
24	49.82	43.18	27.94	39.62	35.74	64.98
26	52.22	48.26	30.48	42.16	38.28	67.24
30	57.46	53.26	35.56	46.74	43.58	72.64
34	62.52	58.42	40.64	52.32	48.44	77.48
40	70.18	66.04	48.26	59.94	56.60	85.36
50	82.74	78.74	60.96	72.64	68.76	97.90
60	95.68	91.44	73.66	85.34	81.45	110.66
64	100.7	96.52	78.74	90.42	86.54	115.62



HO CHIEN ENTERPRISE CO. LTD

TITLE : 0.10" x 0.10" IDC SHROUDED FOR 0.05" FLAT RIBBON

MATERIAL & ELECTRICAL  
 INSULATOR : PBT UL94-V0  
 CONTACT : Brass  
 PLATING : Selective gold plated  
 CURRENT RATING : 1 Amp DC  
 CONTACT RESISTANCE : 1000 M · MIN.  
 DIELECTRIC VOLTAGE : 500V AC for one minute  
 TEMPERATURE : -40 · C ~ 105 · C

DR	RON CHEN	CHK	J.T.CHEN	APPD	C.Y.LIN	PAGE:	1 OF 1	HO CHIEN P/N.	2630 SERIES
----	----------	-----	----------	------	---------	-------	--------	---------------	-------------