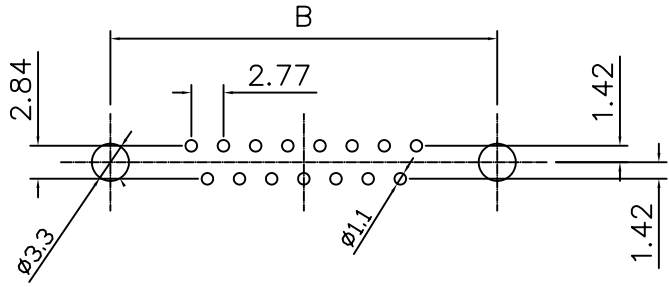
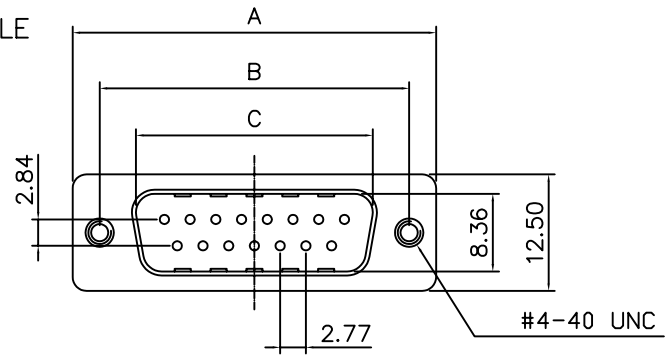
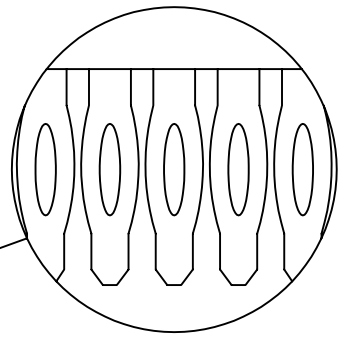
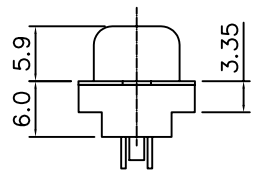
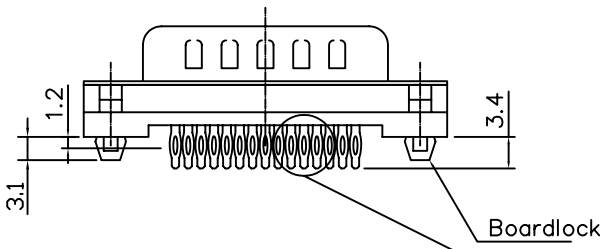


3012P SERIES

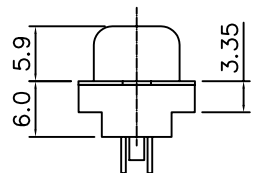
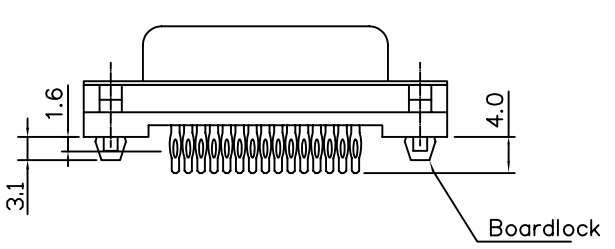
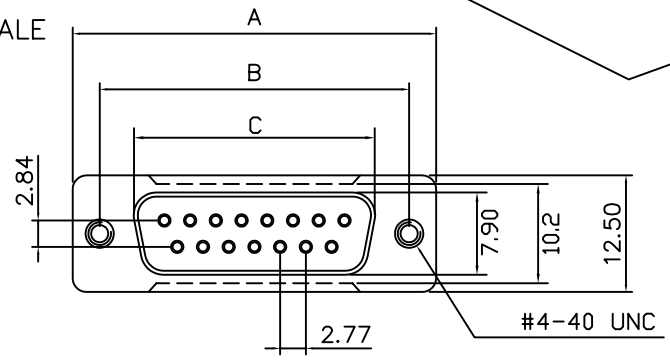
MALE



P.C. Board Layout



FEMALE



REVISION	DESCREPTION	DATE	APPD
0	SET UP	NOV/06/2006	C.Y.LIN

3012P -

- P=Press Fit
- CONTACT TYPE**
- 0=Male (Plug)
- 1=Female (Receptacle)
- NO. OF CONTACT**
- 1=9Pin
- 2=15Pin
- 5=25Pin
- 6=37Pin
- CONTACT PLATING**
- 0=Gold flash Selective Gold
- 1=15u" Selective Gold on Contact
- 2=30u" Selective Gold on Contact
- MOUNTING OPTIONS**
- Blank=Riveted Nut #4#40 UNC
- NA=Riveted 6.0mm Open Round Nuts on Front Shell
- ND=Riveted Boardlock
- * Black color only

MATERIAL & ELECTRICAL
 SHELL : Steel Tin plated
 INSULATOR : Nylon 46, UL94V-0
 CONTACT :Phosphor bronze
 CURRENT RATING : 5 Amp
 DIELECTRIC STRENGTH : 1000V for one minute
 CONTACT RESISTANCE : 30MΩ Max. at DC 100mA
 INSULATOR RESISTANCE : 1000MΩ Min. at DC 500V
 TEMPERATURE : -55°C ~ +235°C

3012P Dimension (mm)		Tolerance : ±0.2		
Position	Plug (M) / Recept (F)	A	B	C
9	Plug (M)	30.81	24.88	16.92
	Recept (F)			16.33
15	Plug (M)	39.14	33.32	25.25
	Recept (F)			24.66
25	Plug (M)	53.04	47.04	38.96
	Recept (F)			38.38
37	Plug (M)	69.32	63.50	55.42
	Recept (F)			54.84



TITLE: D-SUB STRAIGHT PRESS-FIT TYPE

DR: RON CHEN CHK: J.T,CHEN APPD: C.Y.LIN

PAGE: 1 OF 1 HO CHIEN P/N. 3012P SERIES